

*Pilot*

# NAVIGATOR

CUSTOM CURVED STAIRLIFT

INDOOR

OUTDOOR



©Merits Health Products, Inc.  
4245 Evans Ave | Fort Myers, FL 33901

# Let Pilot Navigate you to new heights with our custom built curve stairlift

## BUILT TO LAST

Each track is 100% built-to-order utilizing a combination of advanced 3D tube bending technology and skillful craftsmanship. Our system reduces the number of joints in the rail resulting in a stronger track and a smooth, comfortable ride.



## PRECISE FIT

As every staircase is different, each custom-built Navigator starts with a detailed survey using our easy to use, photo survey system. Most staircases can be surveyed in 30 minutes or less and we guarantee that the lift will fit perfectly. The twin rail design fits close to the wall to leave more room on the staircase and with our steep start option, the track can take up as little as 11" at the lower landing.

## STANDARD FEATURES

- Synchronous folding seat and footplate
- Smooth start and stop technology
- LED on carriage to illuminate your staircase
- Sleep mode preserves the batteries for up to 20 days when left off charge
- Diagnostic display
- Key switch



## HEAVY DUTY OPTION WITH AUDIO ALERTS

The HD option increases the weight capacity of the stairlift to 350 lbs. and is equipped with an LCD display to inform the user of the status of the lift.

Forget to leave the lift on charge? The Navigator HD is featured with audio alerts, an industry first!



## OUTDOOR UNIT

The Navigator outdoor stairlift has been completely weatherized to withstand the elements.

Each unit is supplied with:

- 2 lockable, wall mounted boxes for the remotes
- A weatherproof charger box
- Weather resistant cover to protect the unit when not in use
- Optional Heavy Duty unit available.

## COLOR OPTIONS

A choice of track and upholstery options to complement your décor.

### Track color options



Pure White    Oyster White    Beige Brown    Silk Grey    Flat Black

### Seat & Back upholstery colors

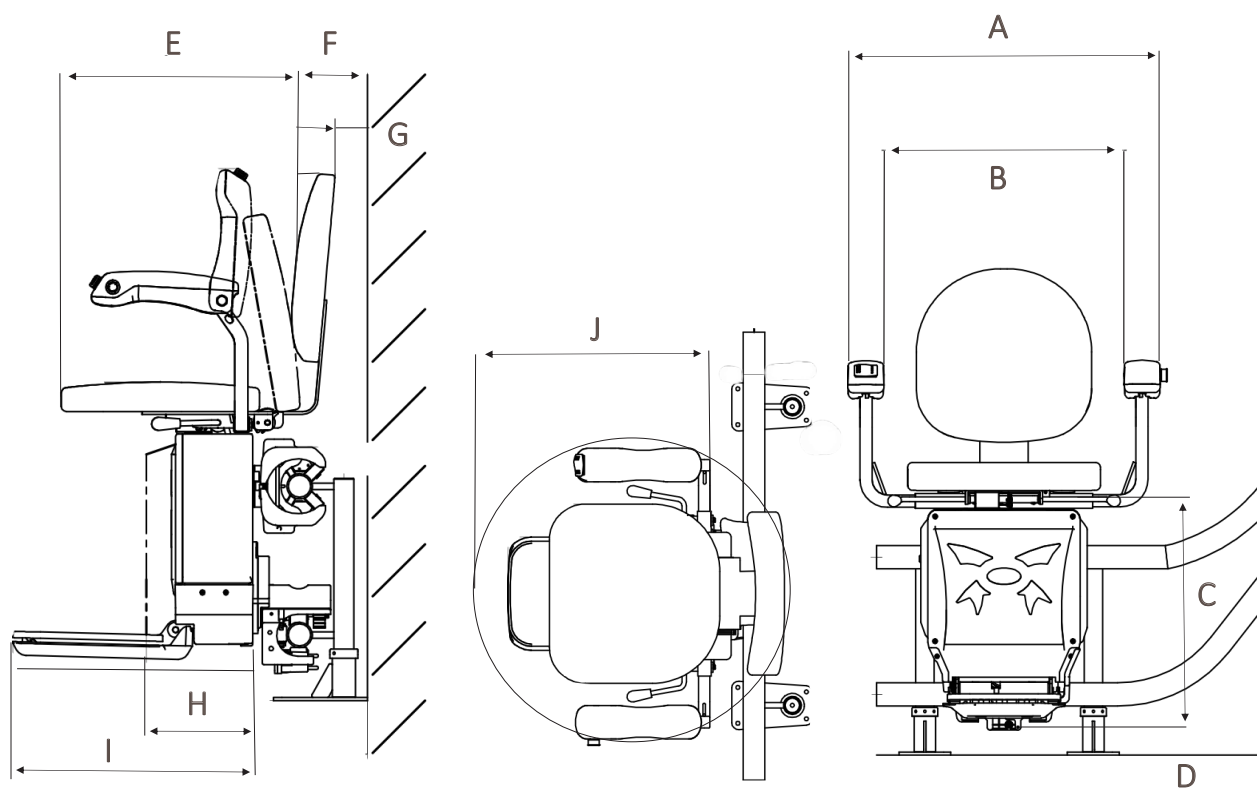


Red    Beige    Dark Brown    Light Brown

### Technical Specifications

Weight capacity	265 lbs (350 lbs with HD option)
Motor	950W, 24VDC
Speed	20-fpm ~ 6M/min
Drive Method	Rack & Pinion
Incline Limits	°0-52
Charger	115~230V AC, 50/60Hz
Battery	24VDC re-chargable batteries
Internal Arm Rest Width	16" - 20"
Seat to Footplate Height	18.8"
Remote Controls	2 RF remotes included
Compliance Standards	ASME A18.1/A17.5
Safety Sensors	5 safety sensors as standard
Safety Devices	Overtravel prevention, motor brake, key switch, retractable seat belt, armrest and swivel seat safety switches, OSG
Warranty	5 years on the motor gear box 2 years on components

# DIMENSIONS





Front view	Inches
A - External armrest width	22 to 26
B - Internal armrest width	16 to 20
C - Seat to footrest height	18.8
D - Footrest to floor	3.5
Side view and top view	Inches
E - Seat Depth	16.36
F - Wall to inside of seat	4.6
G - Wall to seat back	2.5
H - Folded width	16.7
I - Unfolded width	26.8
J - Swivel radius	25.4
Track intrusion	6.1

*Please note, all dimensions that are measured from the wall are the minimum that can be achieved. Adjustments to these dimensions may be necessary to account for any constructions that are present .*

## Follow Us To Learn More:

YouTube  @MeritsUSA4245  
 Instagram  Merits Health USA

LinkedIn  Merits Health Products, Inc.  
 FaceBook  Merits Health Products, Inc.