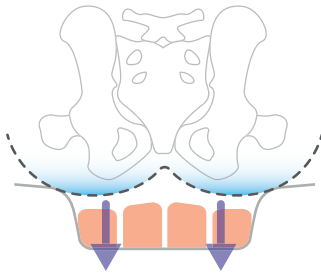


AIR

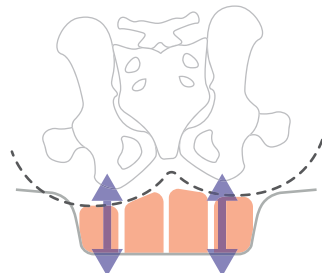
For high-risk clients, the PC Air Cushion features a manually adjustable air bladder for customizable immersion and offloading. Its deep-well design with ergonomic contours prevent sacral sitting and enhances stability. The universal gel overlay prevents bottoming out, and the contoured foam base ensures conforming support and gentle medial abduction.



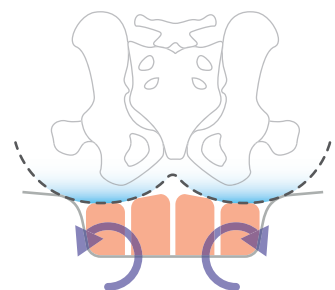
Key features / Clinical justification



Remove air under the ITs for optional offloading.



Adjustable to meet changing physical need of progressive diseases



Prevent pressure injury on coccyx and sacrum

HCPCS E2624, E2625

Custom sizing available upon request

Specification

Sizes	14"W	16"W	18"W	20"W	22"W	24"W
14"D	14x14	16x14				
16"D	14x16	16x16	18x16	20x16		
18"D	14x18	16x18	18x18	20x18	22x18	24x18
20"D		16x20	18x20	20x20	22x20	24x20
22"D					22x22	24x22
24"D						24x24

450lb Max Load